




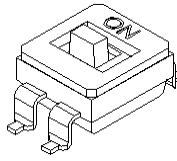
RoHS Compliant

BIWIN / Sab®

DIJ/S/A-H 2F Series—IC Type DIP Switch

Features

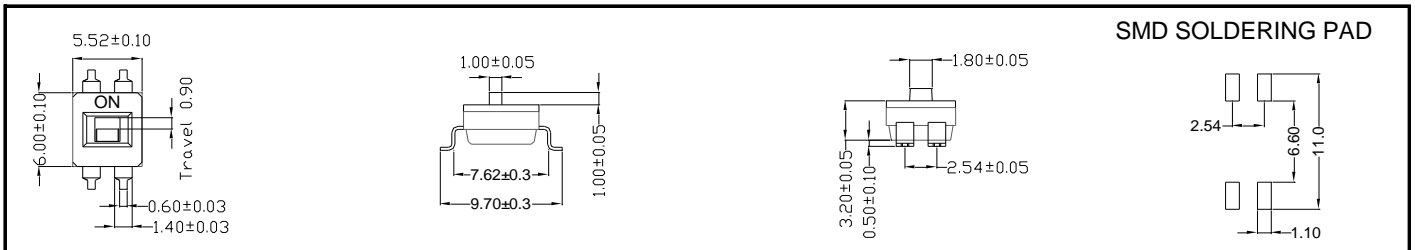
- ◆ 2PST (DPST) circuit
- ◆ Twin contacts designed to ensure stable contact
- ◆ Highly resistant to physical shock & vibration
- ◆ Low profile to save PCB space
- ◆ Light click feeling
- ◆ Heat resistance: 260°C for 10 sec.



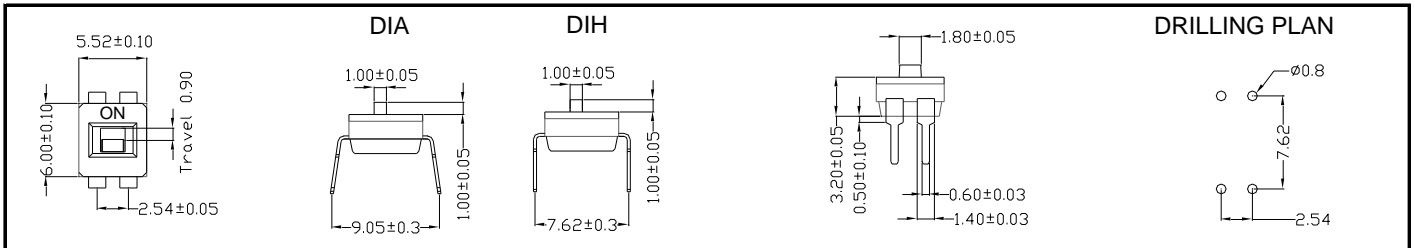
DIJ2F



DIS2F



DIA/H2F



Specifications

- ◆ Contact Rating
 - Switching 25mA, 24VDC
 - Non-Switching 100mA, 50VDC
- ◆ Contact Resistance
 - Initial 50mΩ Max.
 - After Life Test 100mΩ Max.
- ◆ Insulation Resistance 100MΩ min at 500VDC
- ◆ Dielectric Strength 500VAC/ 1 minute
- ◆ Operating Force 1,000g Max.
- ◆ Mechanical Life 5,000 cycles
- ◆ Electrical Life 2,000 cycles

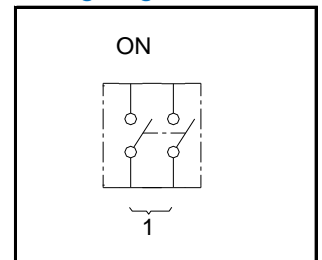
Materials

- ◆ Cover & Base: Thermoplastic UL 94V-0, Black
- ◆ Actuator: Thermoplastic UL 94-HB, White
- ◆ Movable Contact: Copper Alloy, Gold- or Pure-Tin-plated
- ◆ Terminal Contact & Terminal: Copper Alloy, Gold- or Pure-Tin-plated

Packaging Information

- ◆ Tube: DIS2F/ DIA2F/ DIH2F
- ◆ Tape & Reel: DIS2F/ DIJ2F
- ◆ Actuators all in "OFF" position

Wiring Diagram



Soldering Information

- ◆ Hand Soldering
 - Soldering Iron of 30W or under at 350°C for 3 sec. max.
- ◆ Wave Soldering
 - 260±5°C for 10 sec. max.
- ◆ Reflow Soldering
 - Peak temperature: 245 or 250°C max. The time above 240 or 245°C must be 30 sec. max.
- ◆ Keep all actuators in "OFF" position during soldering and cleaning process

Package

P/N	No. Of Pole	Dim. A	Quantity per Tube
DIJ/S/A/H2F01	1	5.52mm	95

P/N	No. Of Pole	Dim. A	Quantity per Reel
DIJ/S2F01	1	5.52mm	700

Order Information

