

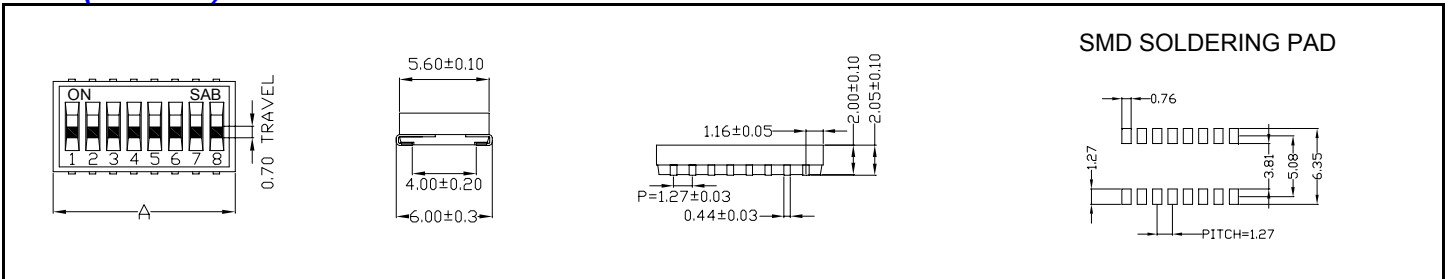


Features

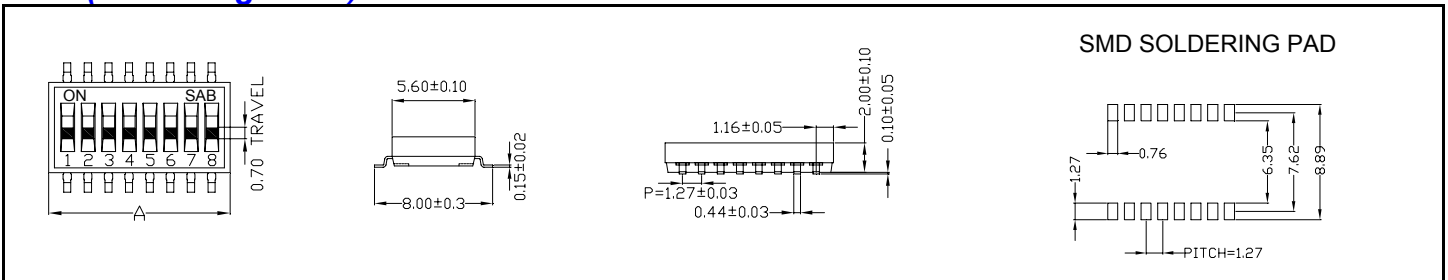
- Half Pitch(1.27mm) terminal.
- 300mil/SOP/J/F standard(0.05 inch pitch).
- Gold-plated electrical contacts are standard.
- High temperature tape sealed.



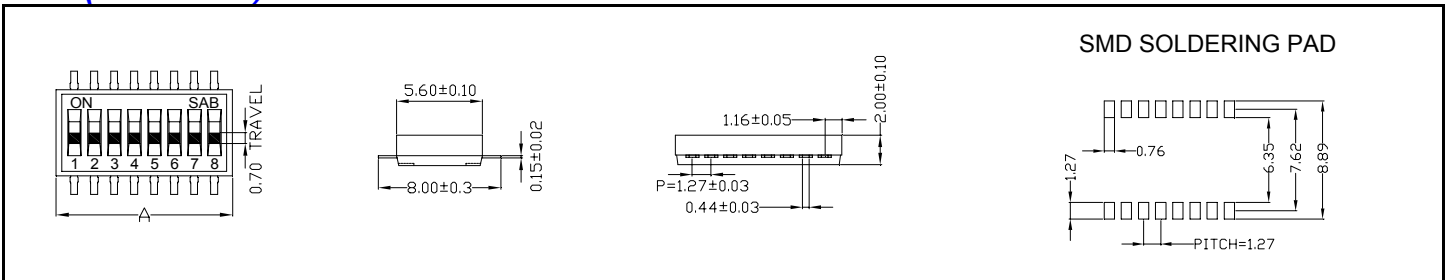
SOJ (J Lead)



SOP (Gull Wing Lead)



SOF (Flat Lead)



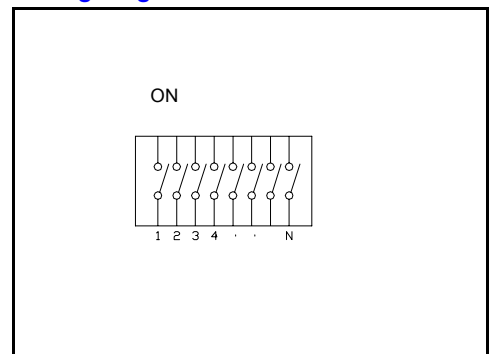
Specifications

- Contact Rating
- Switching 25mA, 24VDC
- Non-Switching..... 100mA, 50VDC
- Contact Resistance
- Initial 50mΩ Max.
- After Life Test 100mΩ Max.
- Insulation Resistance 100MΩ min at 500VDC
- Dielectric Strength 300VAC/1 minute
- Operating Force..... 500g Max.
- Mechanical Life 2,000 cycles
- Electrical Life 1,000 cycles

Materials

- Cove & Base:** High Temperature UL 94V-0 Thermoplastic, Black.
- Actuator:** High Temperature UL 94V-0 Thermoplastic, White.
- Terminal & Movable Contact:** Copper Alloy with Gold Plated or Pure-Tin.
- Terminal:** Copper Alloy with Gold Plated or Pure-Tin.
- Tape Sealed:** Polyimide Film.

Wiring Diagram



Soldering Information

- Hand Soldering
- Soldering Iron 30W at under 350 / 3 sec.Max. or at 270 / 5 sec.Max.
- Reflow Soldering
- 260 ±5 within 30sec. In-line or Batch system.
- Keep all actuators in "OFF" position during soldering and cleaning process.

Packaging Information

- SOP can be packed by Tube or Tape & Reel.
- SOJ / SOF providing Tape & Reel package only.
- Actuators all in "OFF" position.

Package

P/N	No. Of Pole	Dim. A	Quantity per Tube
SOP01	1	2.31mm	93 (Half)
SOP02	2	3.58mm	125
SOP03	3	4.85mm	90
SOP04	4	6.12mm	70
SOP05	5	7.39mm	60
SOP06	6	8.66mm	50
SOP08	8	11.20mm	40
SOP10	10	13.74mm	30
SOP12	12	16.28mm	25

For more Information in Tape & Reel packaging. Please refer page 14 & 15 & 16.

Ordering Information :

