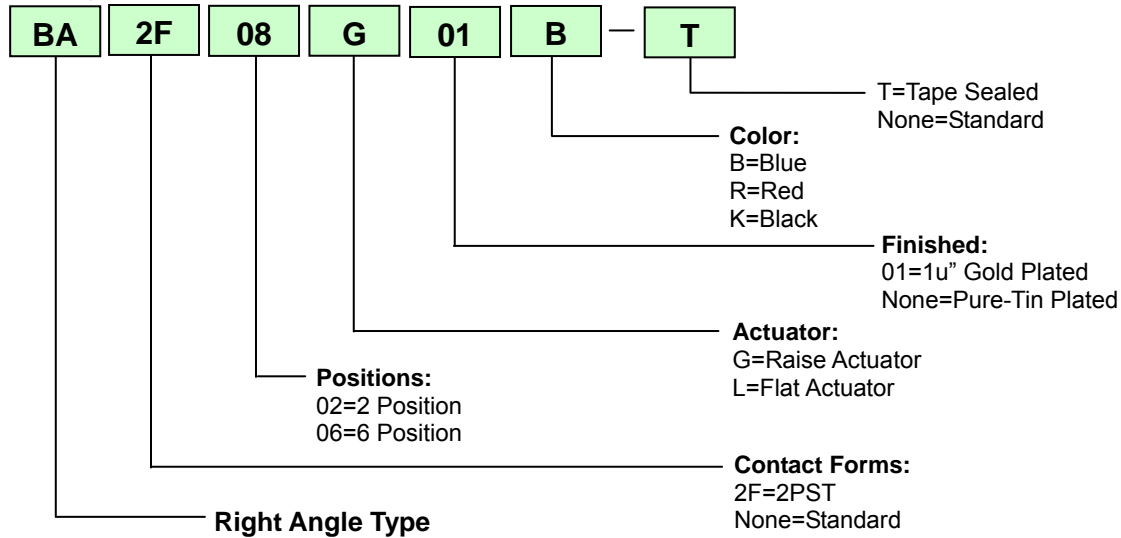


Ordering Information:



Specifications

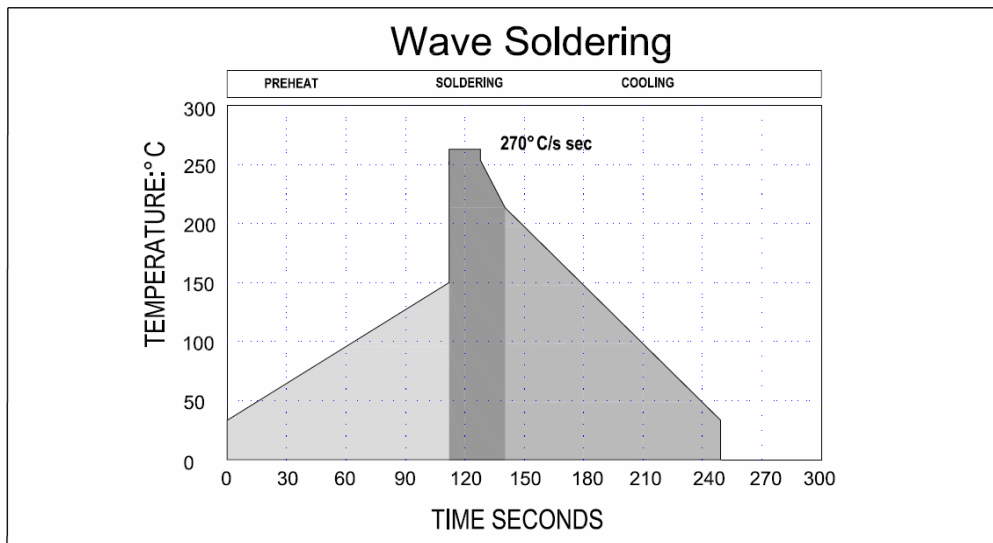
◆ Contact Rating	Switching.....	25mA, 24VDC
	Non-Switching.....	100mA, 50VDC
◆ Contact Resistance	Initial.....	50mΩ Max.
	After Life Test.....	100mΩ Max.
◆ Insulation Resistance	100MΩ Min. at 500VDC
◆ Dielectric Strength	500VAC / 1 minute
◆ Operation Force	1,000g max
◆ Travel :	1.8mm
◆ Mechanical Life	5,000 cycles (Min.)
◆ Electrical Life	2,000 cycles / 25mA, 24VDC
◆ Operation Temperature	-40°C ~ +85°C
◆ Storage Temperature	-40°C ~ +85°C

Soldering Information

- ◆ **Hand Soldering**
Soldering iron 30W or under at 350 for 3 sec max or at 270 for 5 sec max.
- ◆ **Wave Soldering**
For lead free wave solder simulation of typical components, the solder bath temperature shall be maintained to 270 .
The hold time in the solder shall be 10 +2/-0 seconds.
- ◆ Keep all actuators in " OFF " position during soldering and cleaning process.

MODEL	SPECIFICATION RoHS Compliant DIP SWITCH	SP-002	Page
BA series Right Angle Type			2/4

Classification Wave Soldering Profiles



Maximum dwell time in the solder wave (270) shall not exceed 5 seconds.

Switch Operation and Taping

- (1) Use tweezers for operation.
- (2) Flux cleaning should be done without removing the Tape.
- (3) If the tape is removed, it adheres less than before when it is placed back on, possibly causing flux inflow
- (4) Ultrasonic cleaning not re-commended.

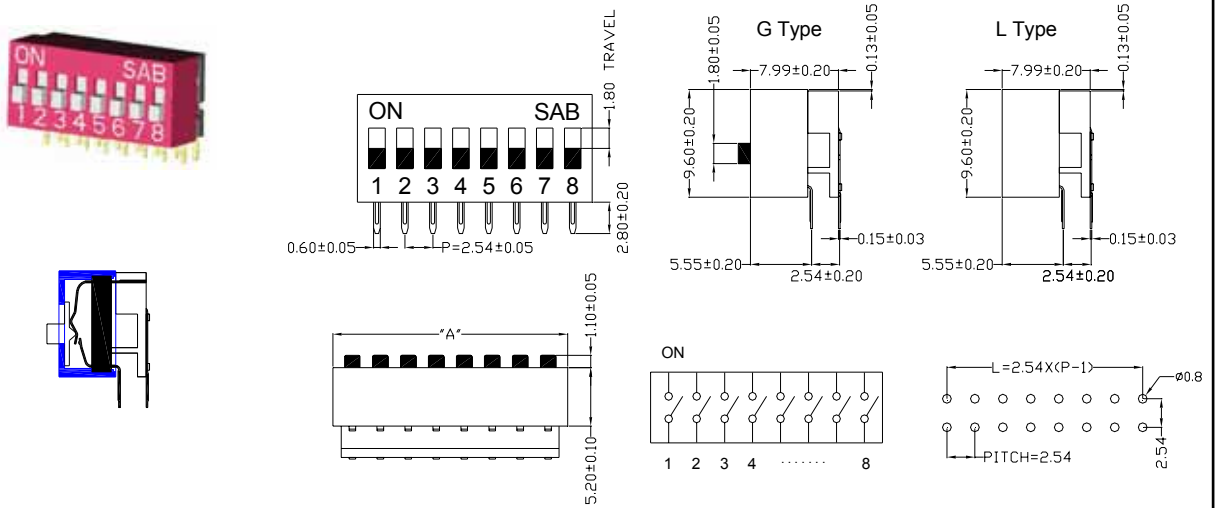
- ⊗ All switches must set in OFF position when through Soldering process.
- ⊗ Any flux enters the switch may influence contact function.

MODEL	SPECIFICATION	SP-003	Page
BA series Right Angle Type			RoHS Compliant DIP SWITCH

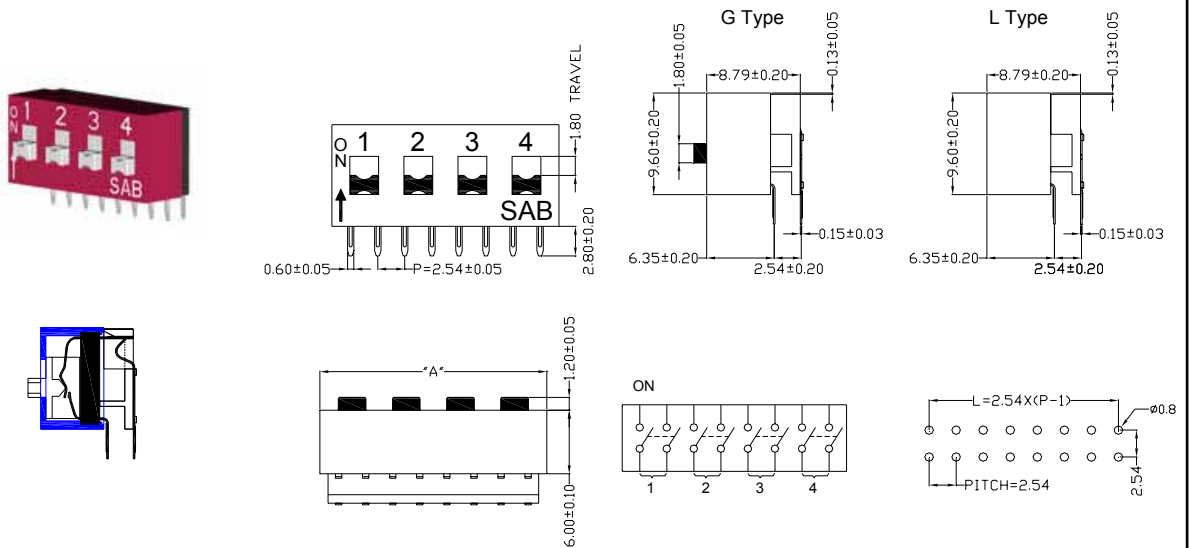
Materials:

- ◆ CoverPBT (UL 94V-0), Blue / Red
- ◆ BasePA66 (UL 94V-0), Black
- ◆ ActuatorPA66 (UL 94V-0), White
- ◆ SupportPA66 (UL 94V-0), Black
- ◆ ContactGold Plated
- ◆ Terminal40u" +/-10u" Nickel Cover (Pure) Tin-Plated
.....40u" +/-10u" Nickel Cover 1u" Gold-Plated
- ◆ TapePolyester Film

BA



BA2F



Part Number Table:

BA

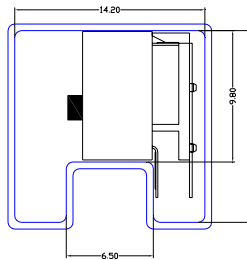
No. Pos.	Dim. "A"	Raise Actuator Red Tube Package	Flat Actuator Blue Tube Package	Raise Actuator Red 1u" Gold Lead Tube Package
2	6.08	BA02GR	BA02LB	BA02G01R
3	8.62	BA03GR	BA03LB	BA03G01R
4	11.16	BA04GR	BA04LB	BA04G01R
5	13.70	BA05GR	BA05LB	BA05G01R
6	16.24	BA06GR	BA06LB	BA06G01R
7	18.78	BA07GR	BA07LB	BA07G01R
8	21.32	BA08GR	BA08LB	BA08G01R
9	23.86	BA09GR	BA09LB	BA09G01R
10	26.40	BA10GR	BA10LB	BA10G01R
12	31.48	BA12GR	BA12LB	BA12G01R

BA2F

No. Pos.	Dim. "A"	Raise Actuator Red Tube Package
1	6.08	BA2F01GR
2	11.16	BA2F02GR
3	16.24	BA2F03GR
4	21.32	BA2F04GR
5	26.40	BA2F05GR
6	31.48	BA2F06GR

Tube Package:

POLE	2	4	6	8	10	12
TUBE	85	47	32	24	20	16
BOX	4165	2303	1568	1176	980	784
CTN 1	8330	4606	3136	2352	1960	1568
CTN 2	16660	9212	6272	4704	3920	3136



Box Dimension:

- ◆ Tube56cm × 12cm × 12cm

Carton Dimension:

- ◆ Tube 2 Boxes.....58.5cm x 26.5cm x 16cm
- 4 Boxes.....58.5cm x 26.5cm x 24cm